




Water hatches
Portinholas

design Alba


EN Produced in cast iron EN:1561 and painted in gray enamel coating RAL 7046.
Locking device with stainless steel spring, brass latch and steel cadmium mirror. The slotted pins allow the replacement of the door without disassemble of the rim.

PT Em ferro fundido EN: 1561 e pintadas em esmalte cinzento RAL 7046.
Fecho com parafuso em latão, lingueta em aço inox. As dobradiças em cavilhas elásticas permitem a substituição da porta sem descravar o aro.

Round water hatch
Portinhola redonda

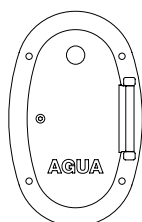


— Ø200 —




| 24

Oval water hatch
Portinhola oval



370

— 230 —



| 20